



**AZIMUT**  
EXPLORATION

TSXV: **AZM**  
OTCQX: **AZMTF**

# A Leading Multicommodity Explorer **in Quebec**

Gold, Copper, Nickel, Lithium

---

**IMARC 2023 – SYDNEY**

November 2023



# Forward-looking Statements

Except for the statements of historical fact contained herein, the information presented in this presentation constitutes “forward-looking statements” within the meaning of the United States Private Securities Litigation Reform Act of 1995 and “forward-looking information” within the meaning of applicable Canadian securities laws (together, “forward-looking statements”) concerning the business, operations, plans and condition of Azimut Exploration Inc. (“Azimut”), and no assurance can be given that the estimates and assumptions will be realized. Forward looking statements are statements that are not historical facts and are generally, but not always, identified by the words “expects”, “plans”, “anticipates”, “believes”, “intends”, “estimates”, “projects”, “potential”, “scheduled” and similar expressions or variations (including negative variations), or that events or conditions “will”, “would”, “may”, “could” or “should” occur including, without limitation, the view on the quality and the potential of its assets. Although Azimut believes the expectations expressed in such forward-looking statements are based on reasonable assumptions, such statements involve known and unknown risks, uncertainties and other factors and are not guarantees of future performance and actual results may accordingly differ materially from those in forward looking statements.

Azimut cautions that forward-looking statements involve known and unknown risks, uncertainties and other factors which may cause the actual plans, results, performance or achievements of Azimut to differ materially from any future plans, results, performance or achievements expressed or implied by the forward-looking statements. Such factors include, among others, mineral resources, total cash, administrative costs of Azimut differing materially from those anticipated; exploration expenditures differing materially from those anticipated; risks related to operations; risks related to the holding of mineral properties; risks related to partnership or other joint operations; actual results of current exploration activities; variations in mineral resources; delays in obtaining governmental approvals or financing or in the completion of exploration or development activities; uninsured risks; regulatory changes, defects in title; availability of personnel, materials and equipment; performance of equipment and processes relative to specifications and expectations; unanticipated environmental impacts; market prices; technological risks; capital requirements and operating risks associated with the operations or an expansion of the operations; fluctuations in metal prices and currency exchange rates; cash resources; inability to successfully complete new exploration or development projects, planned expansions or other projects within the timelines anticipated; adverse changes to market, political and general economic conditions or laws, rules and regulations; changes in project parameters; the possibility of cost overruns or unanticipated costs and expenses; accidents, labour disputes, community and stakeholder protests and other risks of the mining industry and risk of an undiscovered defect in title or other adverse claim. For additional information on risks, uncertainties and assumptions, please refer to Azimut’s filings with the securities authorities, which are available on SEDAR at [www.sedar.com](http://www.sedar.com). Although Azimut has attempted to identify important factors that could cause actual plans, actions, events or results to differ materially from those described in forward-looking statements, there may be other factors that cause plans, actions, events or results not to be as anticipated, estimated or intended. There can be no assurance that forward-looking statements will prove to be accurate, as actual plans, results and future events could differ materially from those anticipated in such statements. Accordingly, readers should not place undue reliance on forward-looking statements. In addition, forward-looking information herein is based on certain assumptions and involves risks related to the business and operations of Azimut. Forward-looking information contained herein is based on certain assumptions. Although Azimut has attempted to identify important factors that could cause plans, actions, events or results to differ materially from those described in forward-looking statements in this presentation, there may be other factors that cause plans, actions, events or results not to be as anticipated, estimated or intended. Azimut undertakes no obligation to update any of the forward-looking statements in this presentation, except as required by law.

The scientific and technical content in this presentation has been reviewed by Dr. Jean-Marc Lulin (P.Geo), the President and CEO of Azimut, who is a “qualified person” within the meaning of National Instrument 43-101.

# Azimut: A Strategic Positioning in Quebec

**LARGEST EXPLORATION PORTFOLIO IN A STABLE JURISDICTION**

## A Flagship Project

- ▲ Elmer Gold Discovery

## 2 Critical Metals Portfolios

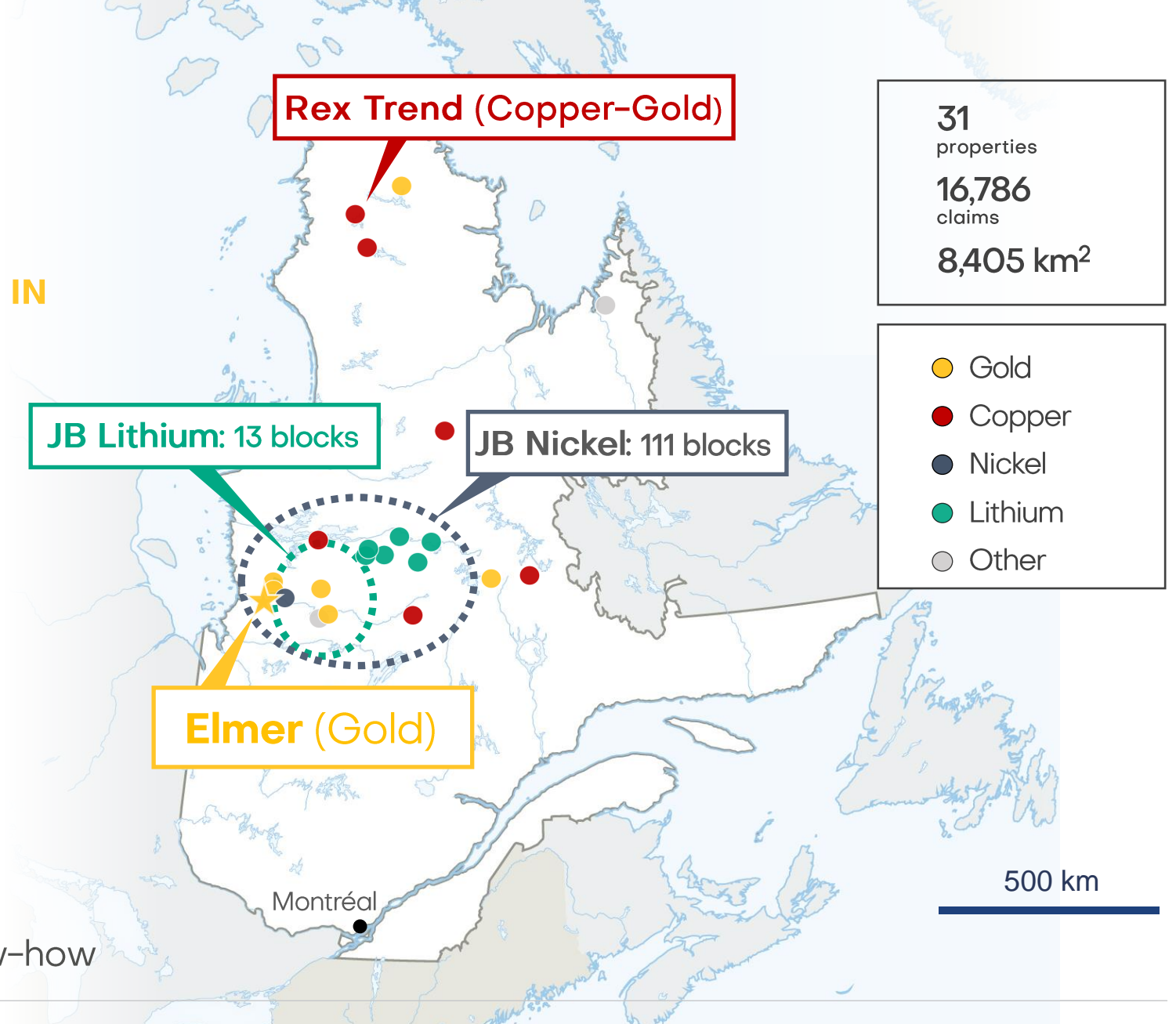
- ▲ JB Lithium / JB Nickel

## Strong Partnerships

- ▲ SOQUEM (6 JVs / 1 option)
- ▲ Rio Tinto (2 options)
- ▲ KGHM (1 option)
- ▲ Mont Royal (1 option)

## A Unique Targeting Process

- ▲ AZtechMine™
- ▲ 20-year front-edge exploration know-how



# Corporate Highlights

## THE RIGHT INGREDIENTS FOR SUCCESS

### Capital Structure

Working Capital **~C\$10M**

Shares Outstanding **85.2M**  
F/D: 91.8M

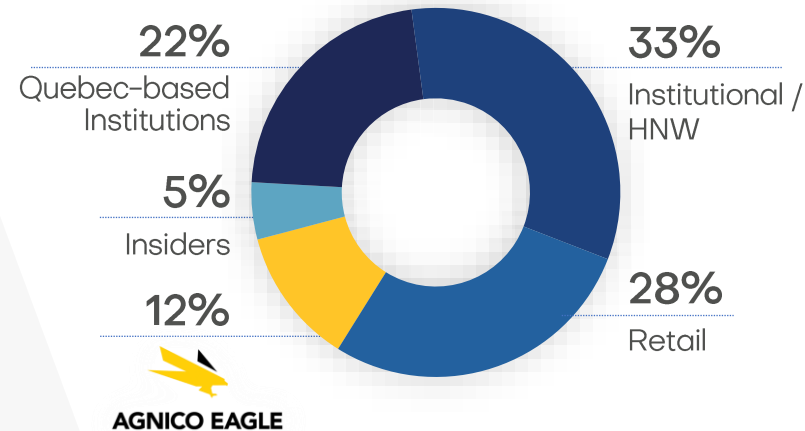
Share Price **C\$0.90**  
52-week H/L: C\$1.80 / C\$0.49

Market Cap **C\$75M**

Working Capital: Estimated after completion of \$8.18M financing  
Shares Outstanding as at October 27, 2023

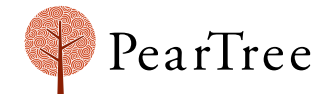
- ▲ Track record of low dilution and stewardship of capital
- ▲ Significant upside potential on a per share basis

### Share Ownership



- ▲ Long-term shareholder support
- ▲ Aligned interests
- ▲ Small float

### Analyst Coverage



### Newsletters

EXPLORATION  
**insights**



THE CALANDRA REPORT

- ▲ Increasing investor recognition
- ▲ Independent vesting



# Lithium Portfolio



Galinée - Drill Core

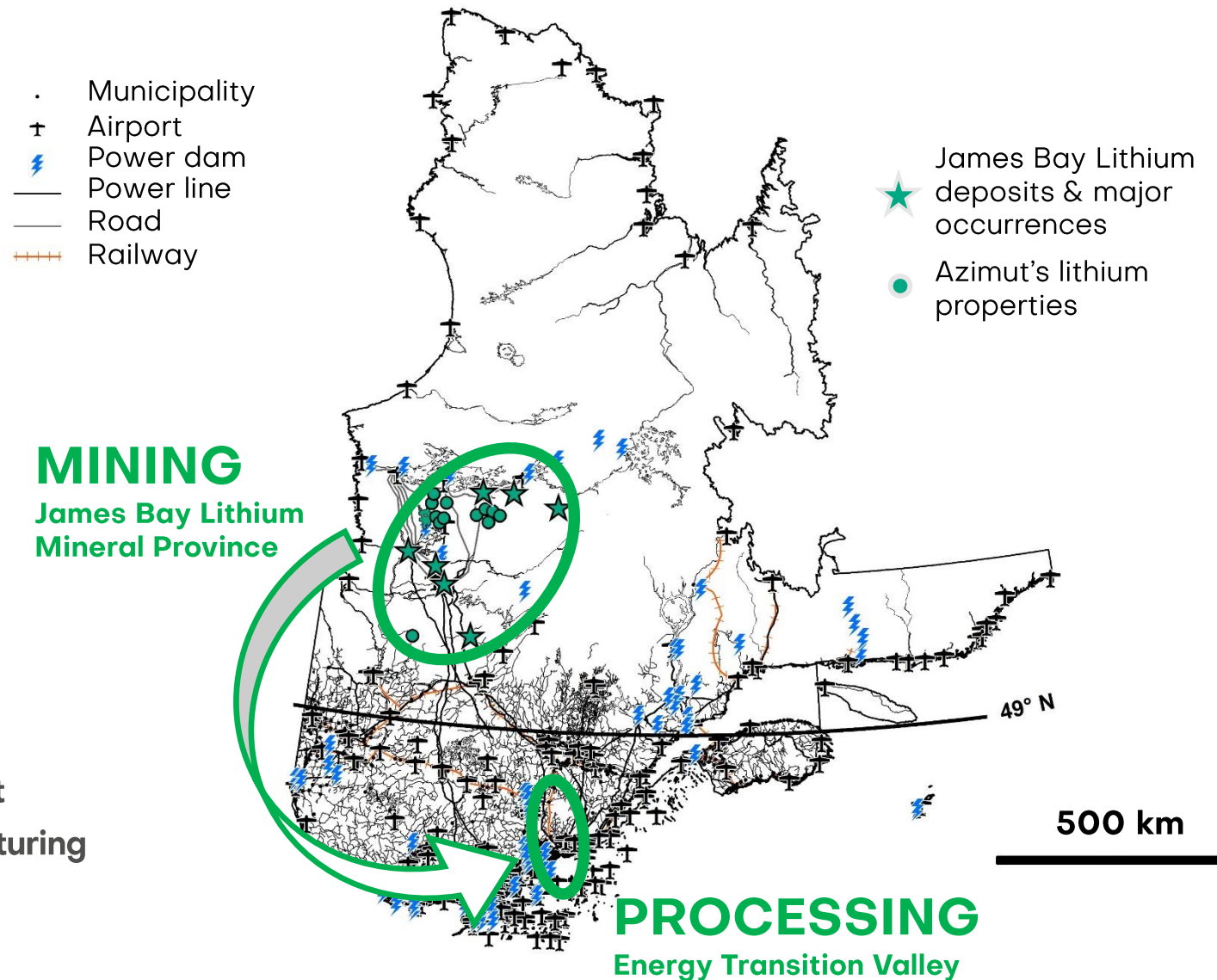
# Quebec, a Leader in the Green Energy Transition

## James Bay Lithium Mineral Province

- ▲ Outstanding geologic context for LCT pegmatites
- ▲ Initial exploration stage
- ▲ Sustainable relationships with the Cree First Nations
- ▲ Excellent infrastructure
- ▲ Low energy costs

## Energy Transition Valley

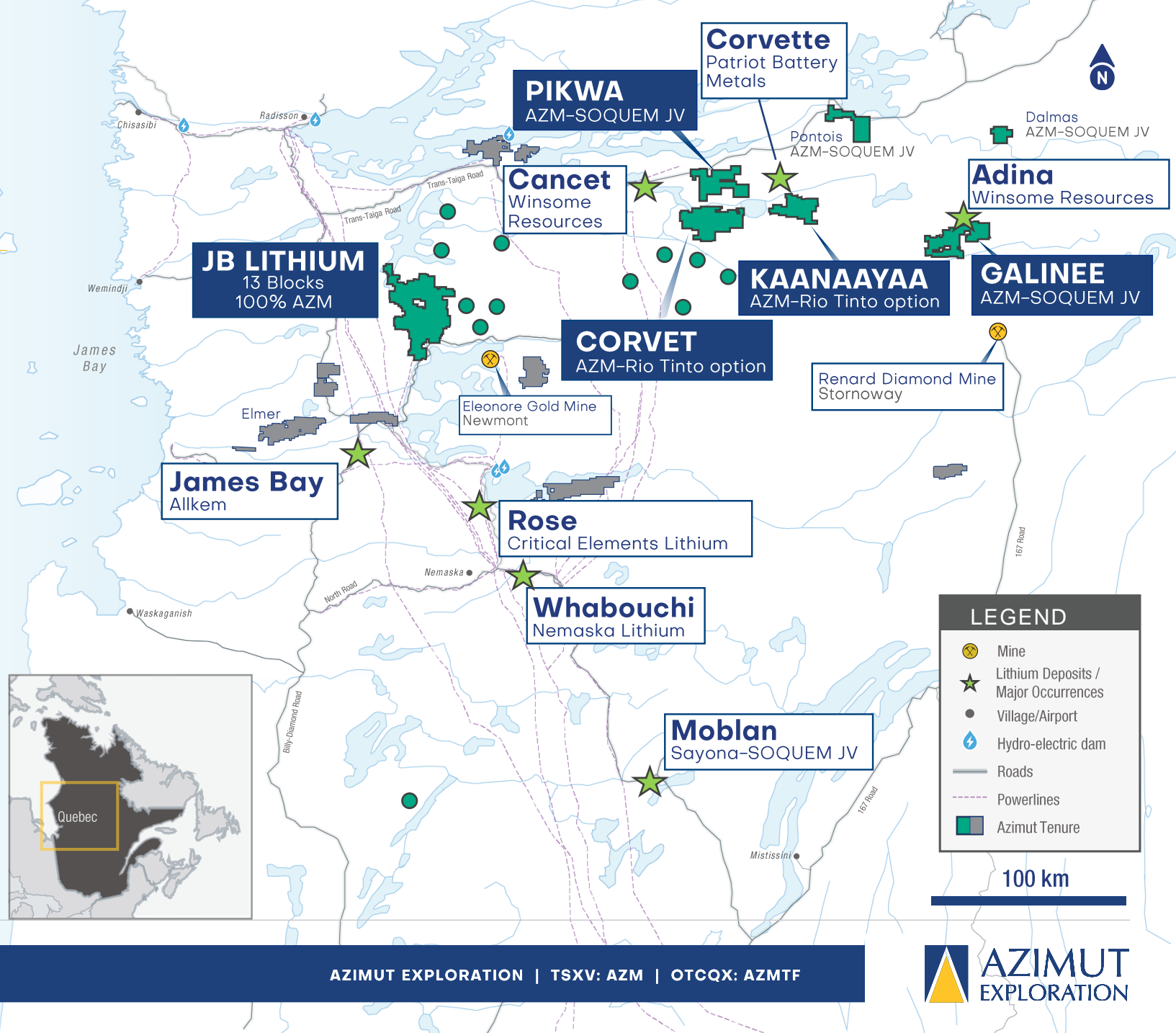
- ▲ Stable North American geopolitical environment
- ▲ Development of a **multibillion-dollar EV manufacturing industry** with **strong governmental support**
- ▲ St. Lawrence corridor



# James Bay Region: World-Class Emerging Lithium Province

## AZIMUT HAS THE LARGEST LAND HOLDINGS IN THE REGION

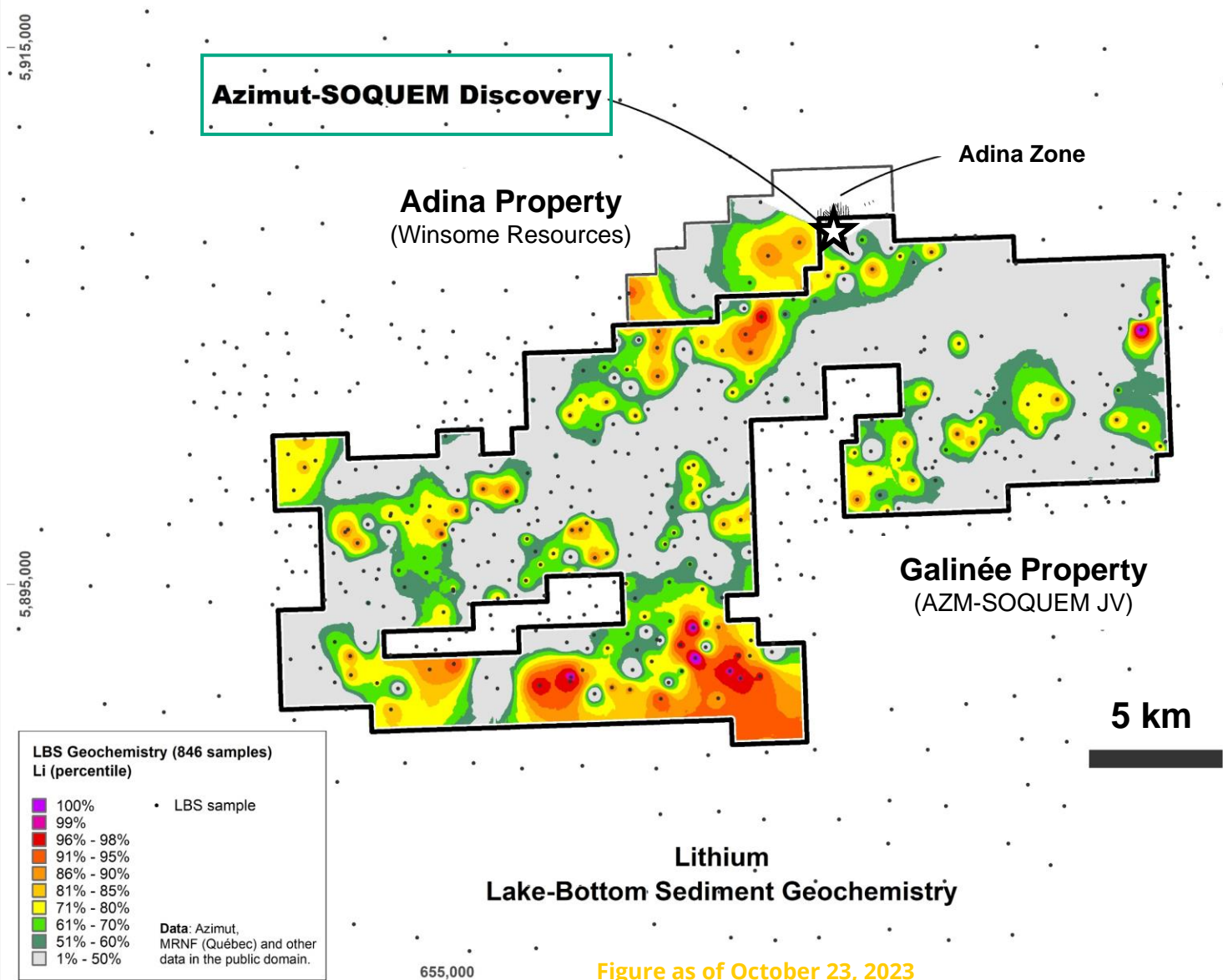
- ▲ **5 major projects** identified as highly prospective for lithium
- ▲ Two JV projects with SOQUEM in the **immediate proximity of discoveries by Patriot Battery Metals and Winsome Resources**
- ▲ Two projects under option with **Rio Tinto**
- ▲ **13 claim blocks (100% AZM)** covering regional-scale targets generated with AZtechMine™



# Adina-Galinée Discovery Area

## EXPANDING A SIGNIFICANT LITHIUM DISCOVERY

- ▲ Galinée is a **50/50 JV with SOQUEM**
- ▲ Immediately south of the Adina project (Winsome Resources)  
Best results: 1.34% Li<sub>2</sub>O over 107.6 m
- ▲ **Wide lithium-bearing pegmatites intercepted in maiden drill program** at Galinée
- ▲ New discovery **significantly increases the size potential** of the mineralized system
- ▲ Highly prospective 2-km long area defined

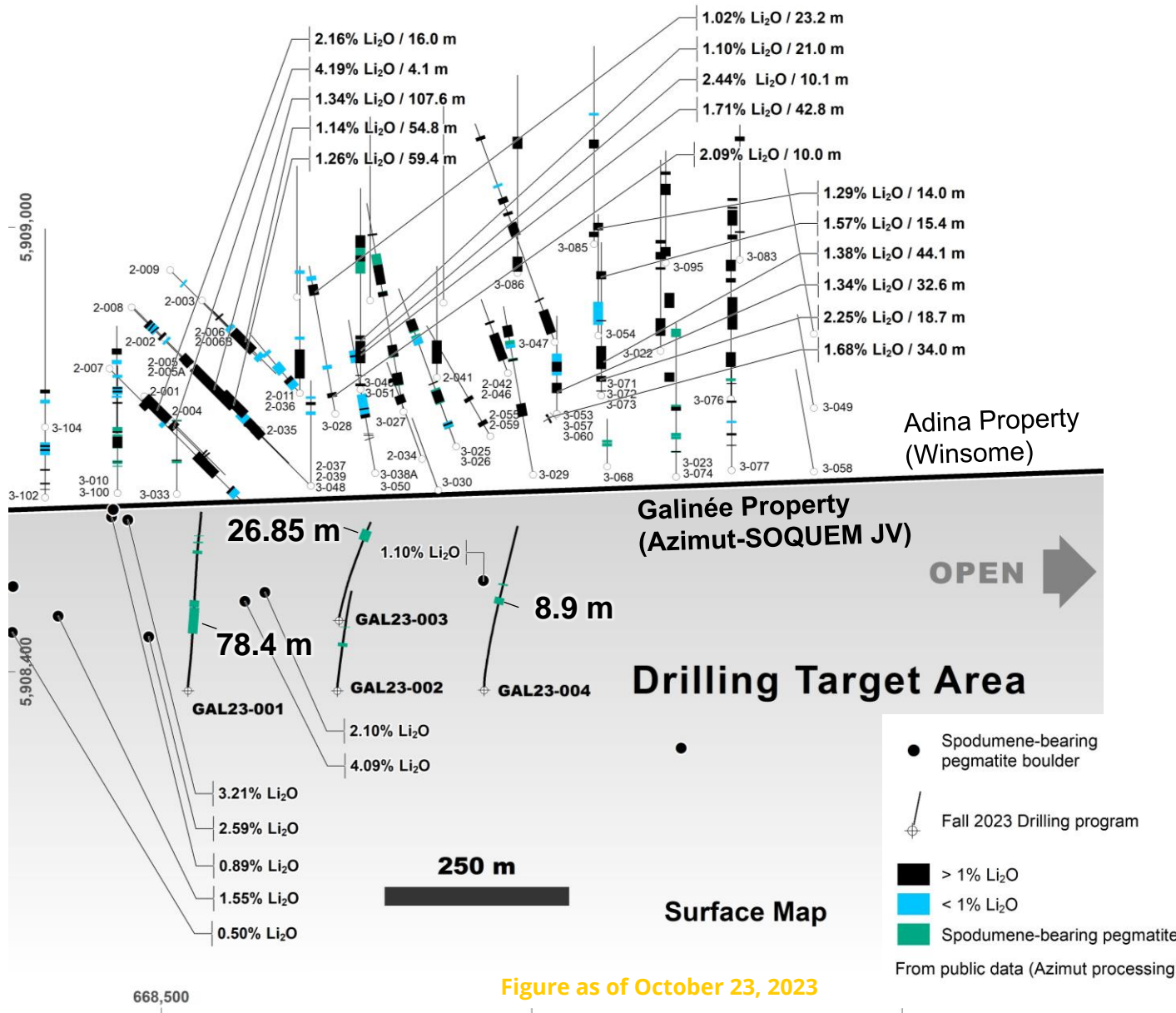




# Galinée Project

## SUCCESSFUL MAIDEN DRILL PROGRAM ONGOING

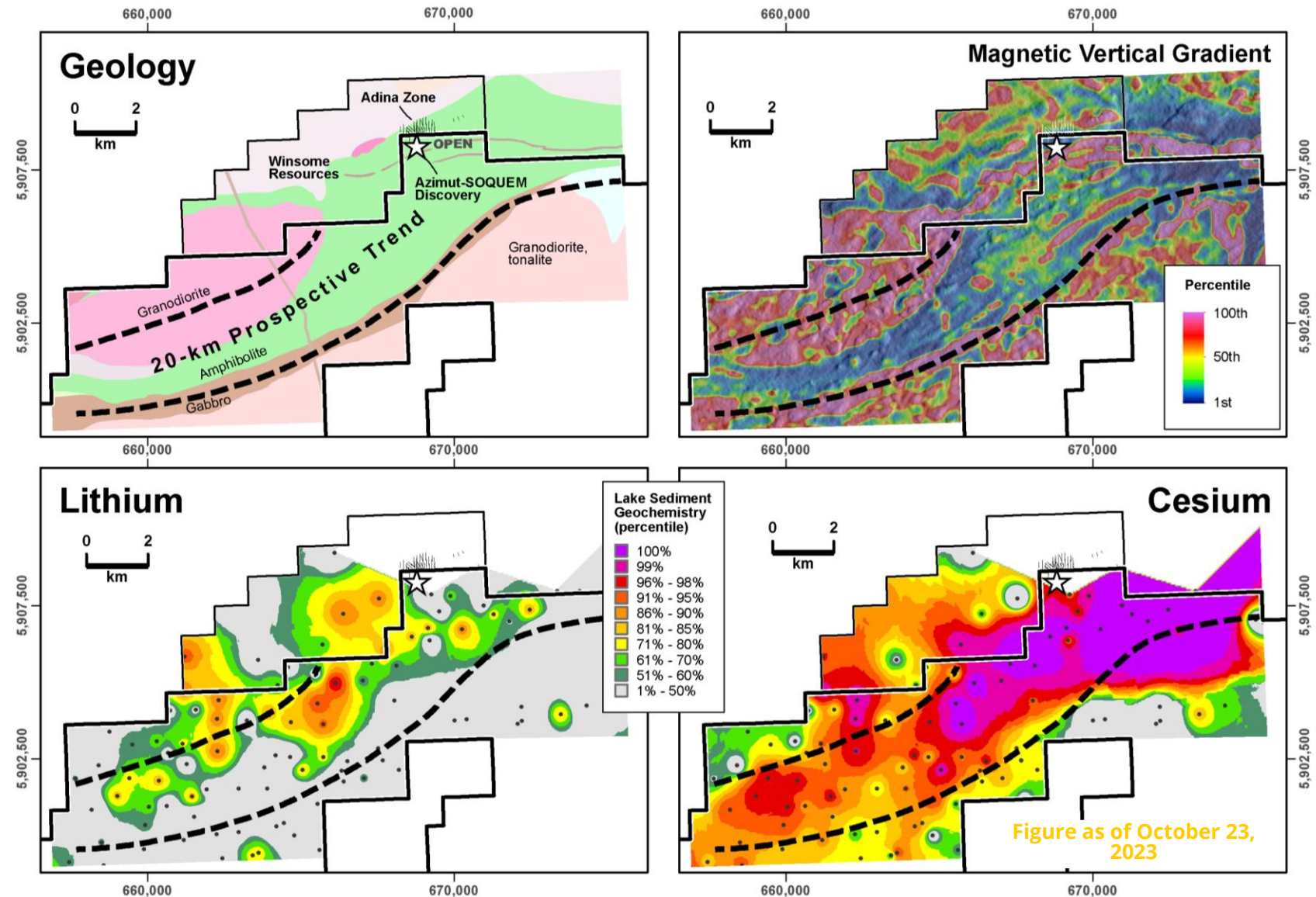
- ▲ **5,000 m drill program ongoing** (increased from 1,600 m)
- ▲ Spodumene pegmatites intercepted by Azimut in first 4 holes of this program over significant widths, with mineralization recognized over **400 m** laterally
- ▲ Two east-west subparallel zones traced by Winsome at Adina. Program to continue **testing the down-dip extent and potential subparallel, near-surface zones** on Galinée



# Galinée Project

## SIGNIFICANT EXPLORATION POTENTIAL

- ▲ Large property package: **33 km strike length**
- ▲ **20-km long lithium prospective trend**, spatially associated with well-defined and **coincidental anomalies in pathfinder elements** (Cesium, Rubidium, Gallium, Tin)
- ▲ Anomalies are also well correlated with an amphibolite unit



# Corvette Discovery Area

## POSITIONED ON STRIKE TO A MAJOR DISCOVERY

- ▲ **Pikwa** (50/50 JV with SOQUEM):
  - ▲ Same geologic trend hosting the Li-bearing pegmatite bodies at Corvette (Patriot Battery Metals) and Cancet (Winsome)
  - ▲ Data strongly suggest the **existence of a 14-km-long strike extension** onto Pikwa
  - ▲ **Prospecting program completed** with a drilling phase contingent on surface results
  - ▲ **8 extensive targets areas outlined** based on magnetic and spectral data, along with surface and lake bottom sediment geochemistry

Results or discoveries on surrounding properties are not necessarily indicative of mineralization hosted on the Company's properties.

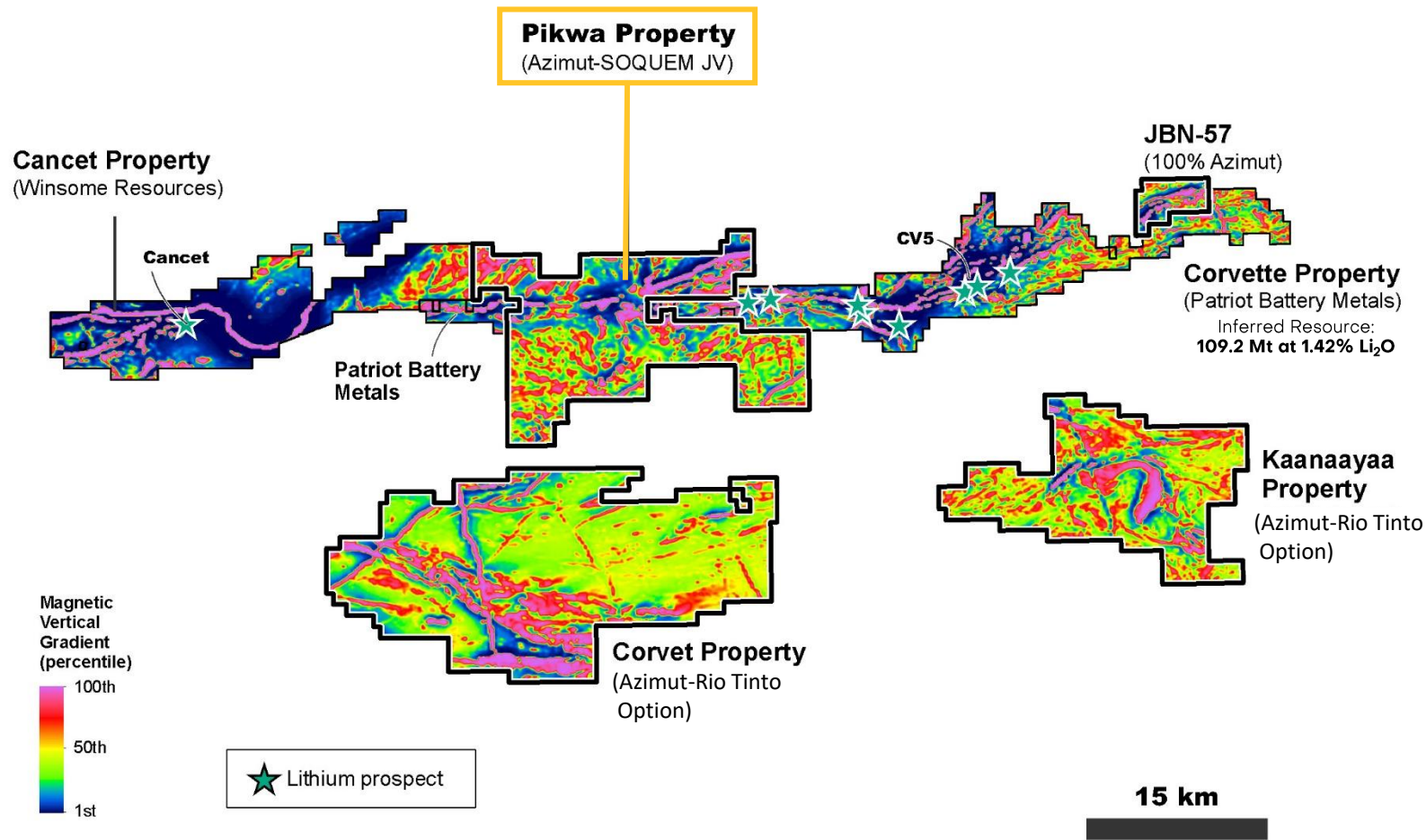


Figure as of July 10, 2023

# Corvette Discovery Area

**POSITIONED IN CLOSE PROXIMITY TO A MAJOR DISCOVERY**

## ▲ Corvet

100% AZM – Rio Tinto Option

▲ Prominent **26-km-long Li anomaly** in lake sediments coupled with strong multi-element footprints for spodumene-bearing pegmatites

▲ Project straddles a major tectonic boundary and hosts several granitic intrusions

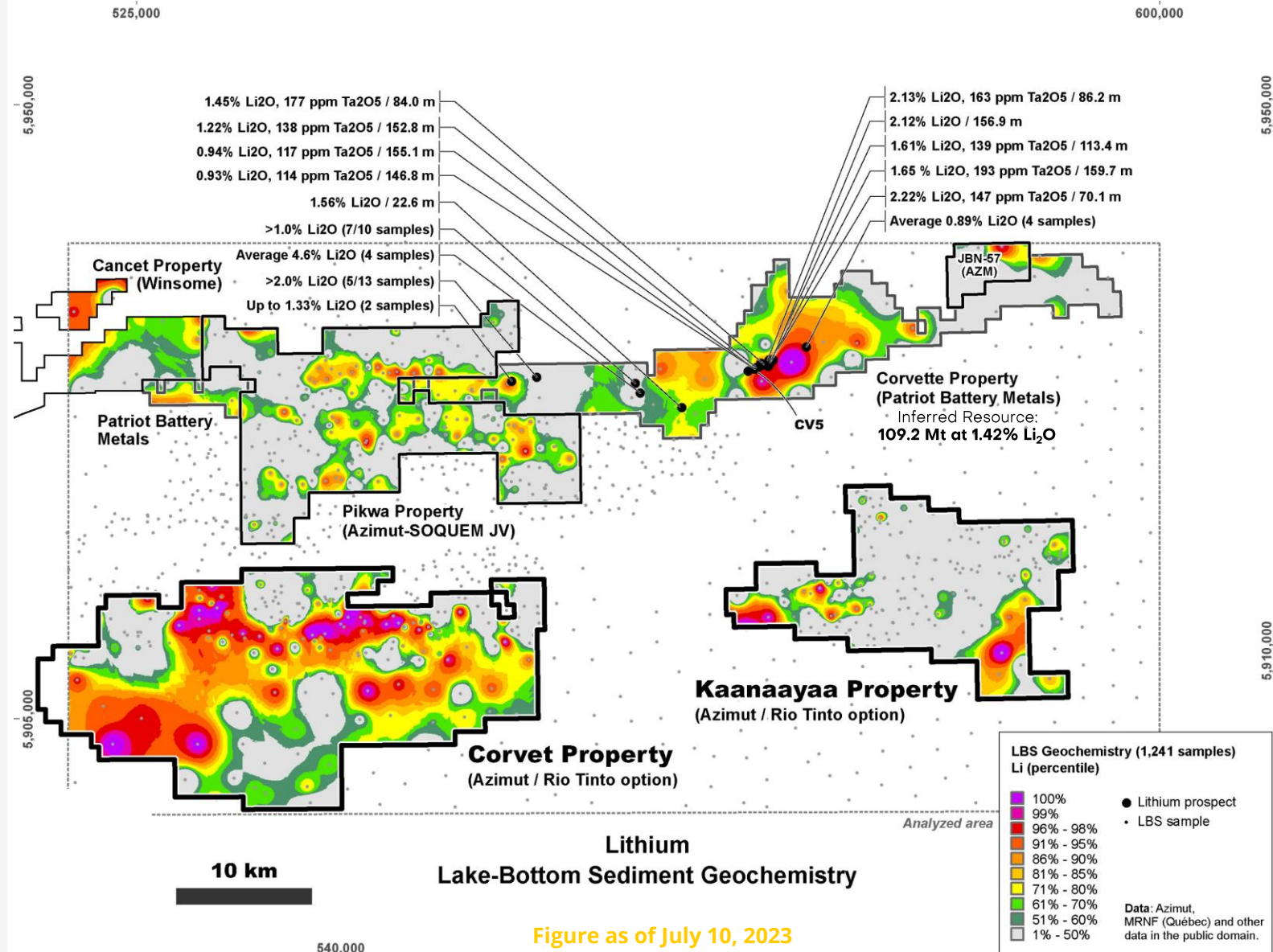
## ▲ Kaanaayaa

100% AZM – Rio Tinto Option

▲ **25.6-km strike length** project hosting several granitic intrusions

▲ Multiple Li-Cs-Rb-Ga anomalies identified

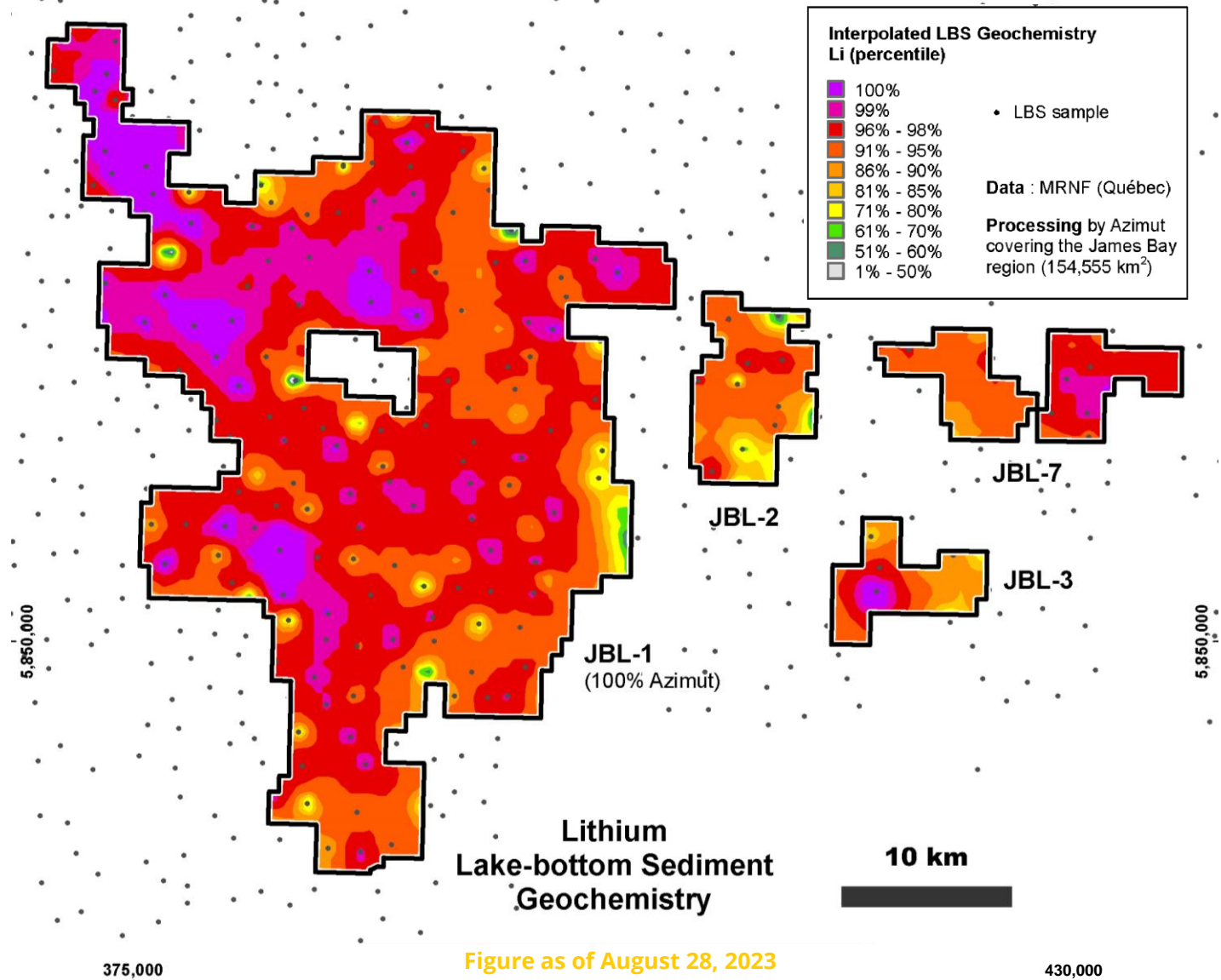
Results or discoveries on surrounding properties are not necessarily indicative of mineralization hosted on the Company's properties.



# James Bay Lithium

**A MAJOR LITHIUM PROJECT WITH 13 BLOCKS COVERING 1,540 km<sup>2</sup>**

- ▲ **JBL1** (100% AZM):
  - ▲ Principal block in package: **52x28 km**
  - ▲ Prominent **regional-scale lithium-prospective zone** identified through a systematic data processing conducted over the entire James Bay region (over 154,555 km<sup>2</sup>)
  - ▲ Ranked as one of the **strongest and largest lithium footprints** in lake sediments, also supported by other pathfinder elements (Cs-Rb-Ga-Sn)
  - ▲ Anomalies are well correlated with known pegmatites
  - ▲ **> 100 targets** further refined with multispectral analysis



# Elmer Gold Discovery



167g/t Au/1.0m

19.5g/t Au/1.35m

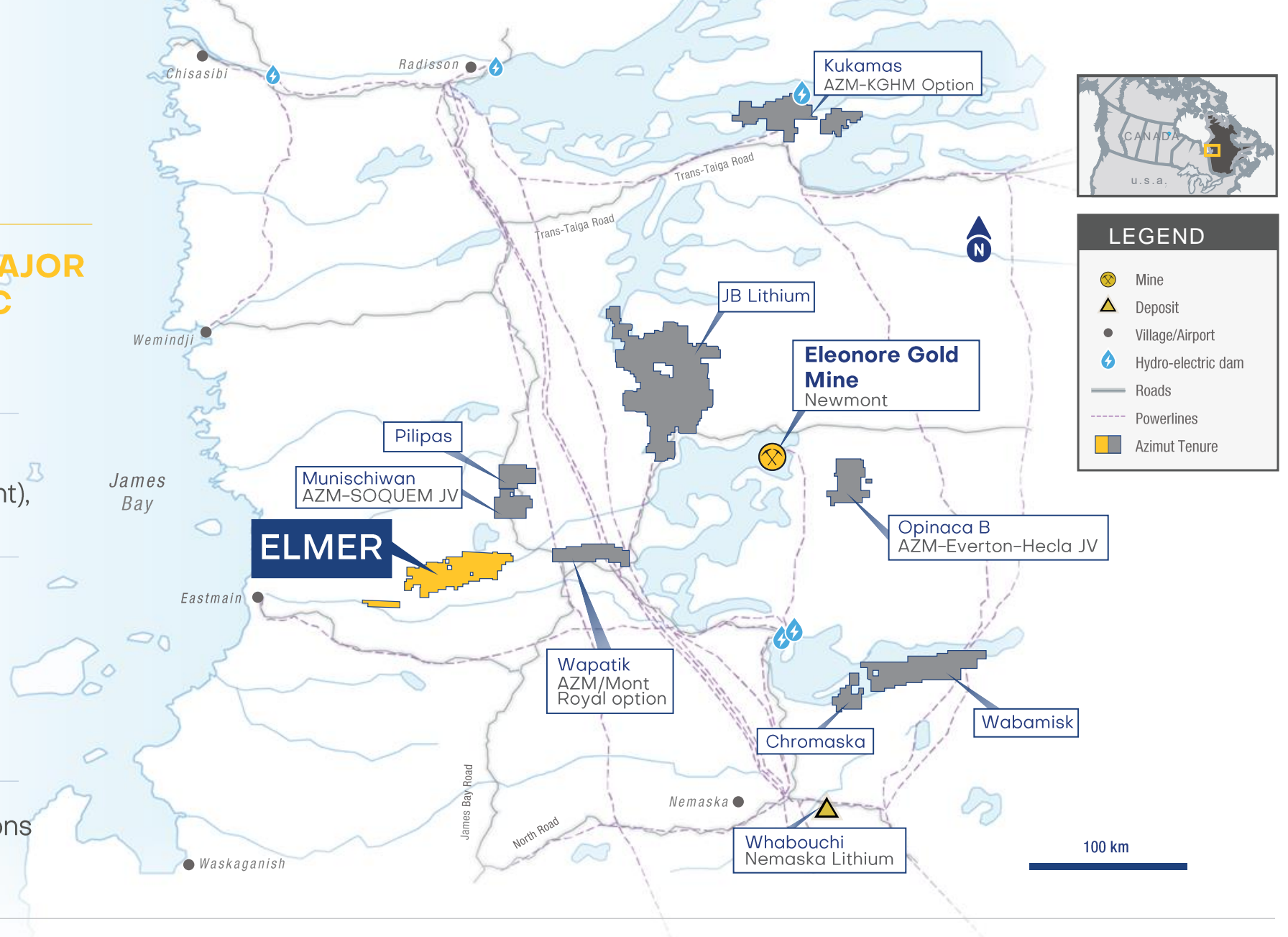
37.5g/t Au/0.9m

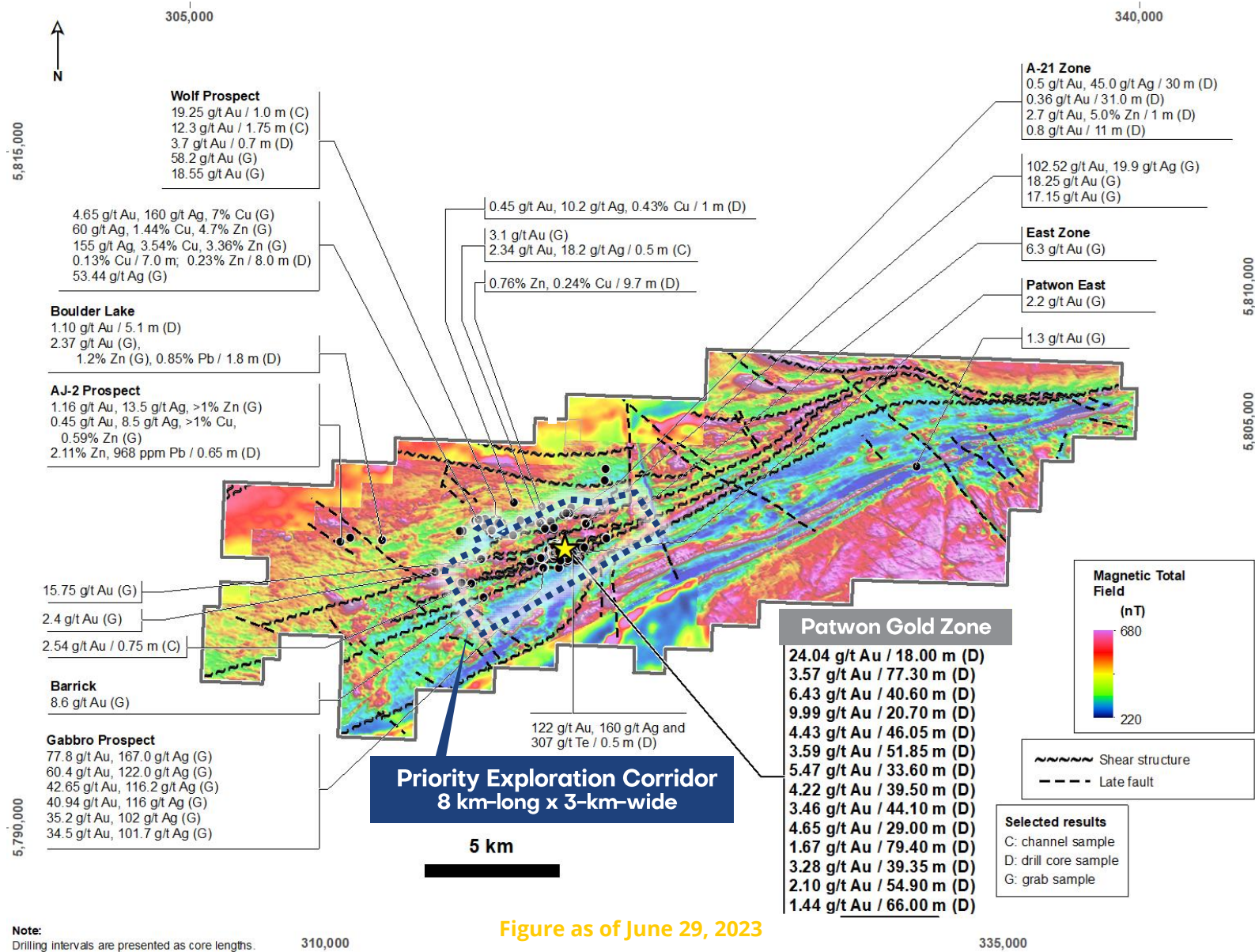
Patwon Gold Zone –  
Drill Core

# Elmer Gold Project

## POSITIONED TO BE A MAJOR GOLD ASSET IN QUEBEC

- ▲ Drilling discovery in 2020
- ▲ Located 100 km west of the Eleonore Gold Mine (Newmont), James Bay Region
- ▲ Close proximity to excellent infrastructure
  - ▲ Paved highways
  - ▲ Powerlines
  - ▲ Airports
- ▲ Support from Cree First Nations





# Elmer Property

## UNDER EXPLORED PROSPECTIVE PROPERTY

- ▲ Large scale project: **35 km** of highly prospective greenstone belt
- ▲ Work to date has been mostly **focused on Patwon discovery**
- ▲ Drilling limited to 8 km x 3 km priority corridor
- ▲ Numerous additional prospects to be further assessed



# An Orebody in the Making

## FOLLOWING PREDICTABLE AND STRONG GOLD MINERALIZATION

- ▲ Significant progress since initial discovery in 2020
- ▲ ~54,000 m drilled in 137 holes
- ▲ Mineralization remains open laterally and to depth
- ▲ Zone defined **600 m x 860 m x 35 m**
- ▲ **Maiden resource estimate** being finalized

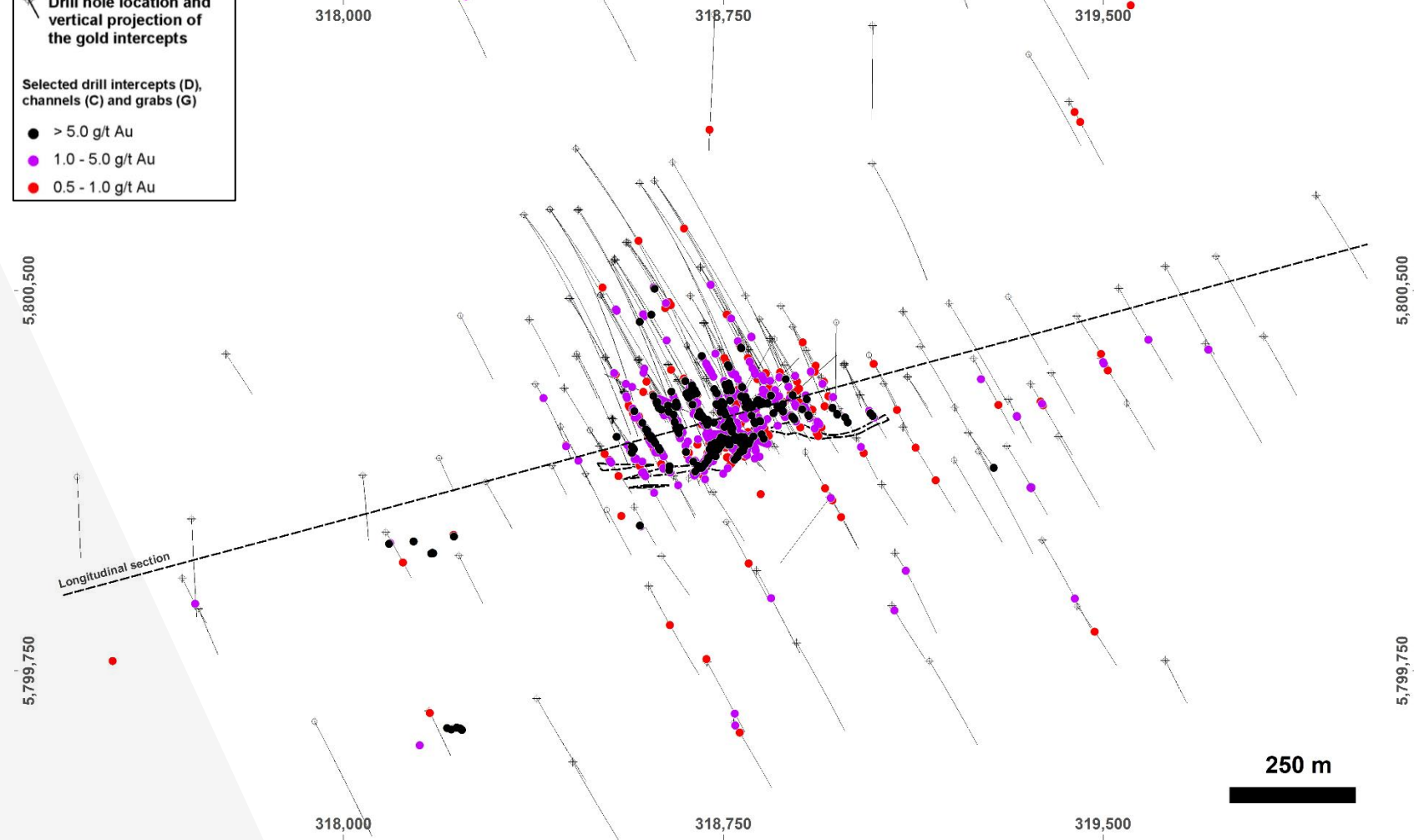
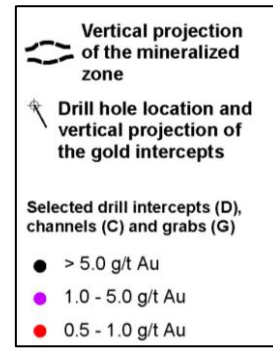


Figure as of June 29, 2023

# An Orebody in the Making

## FOLLOWING PREDICTABLE AND STRONG GOLD MINERALIZATION

- ▲ Significant progress since initial discovery in 2020
- ▲ ~54,000 m drilled in 137 holes
- ▲ Mineralization remains open laterally and to depth
- ▲ Zone defined **600 m x 860 m x 35 m**
- ▲ **Maiden resource estimate** being finalized

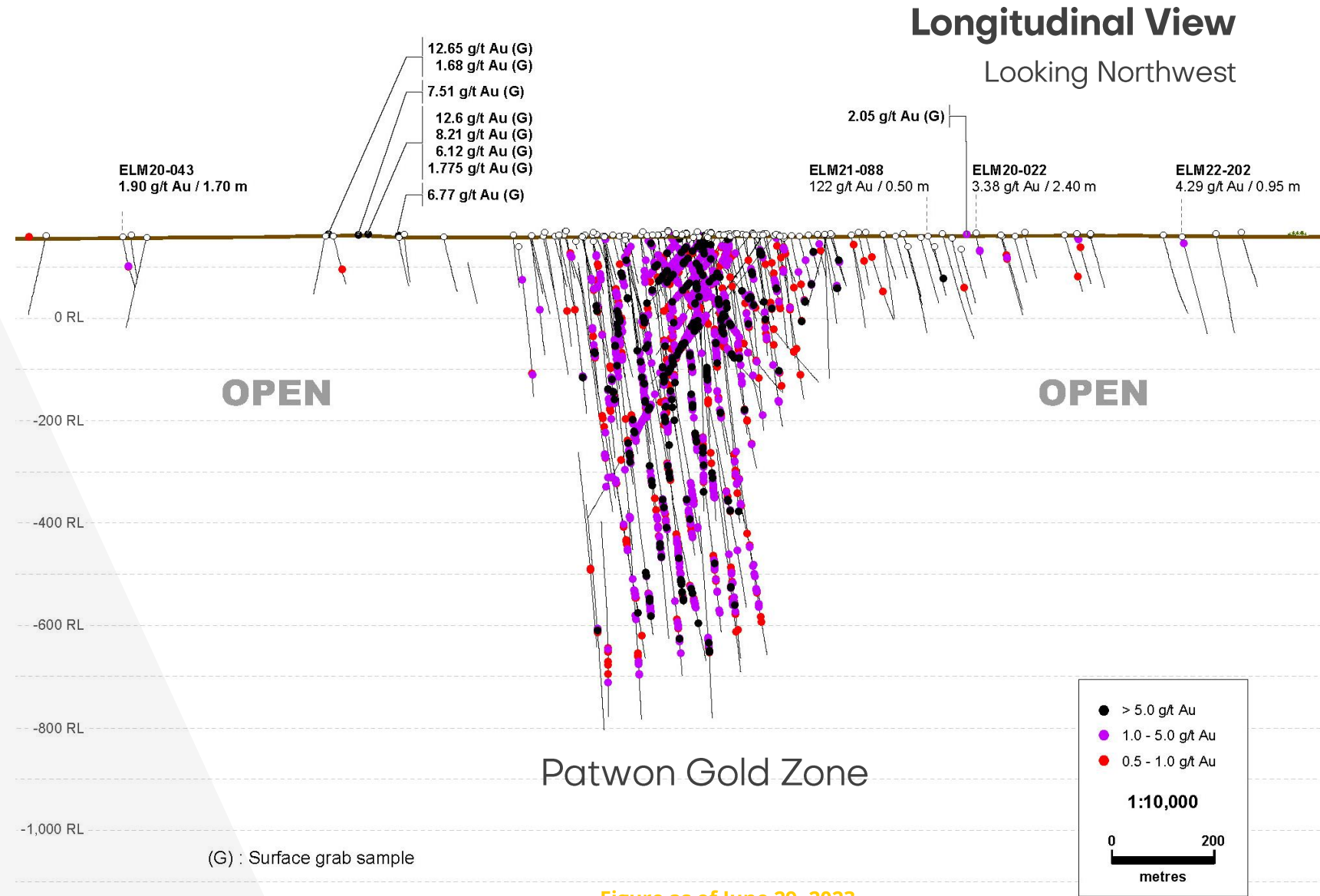


Figure as of June 29, 2023

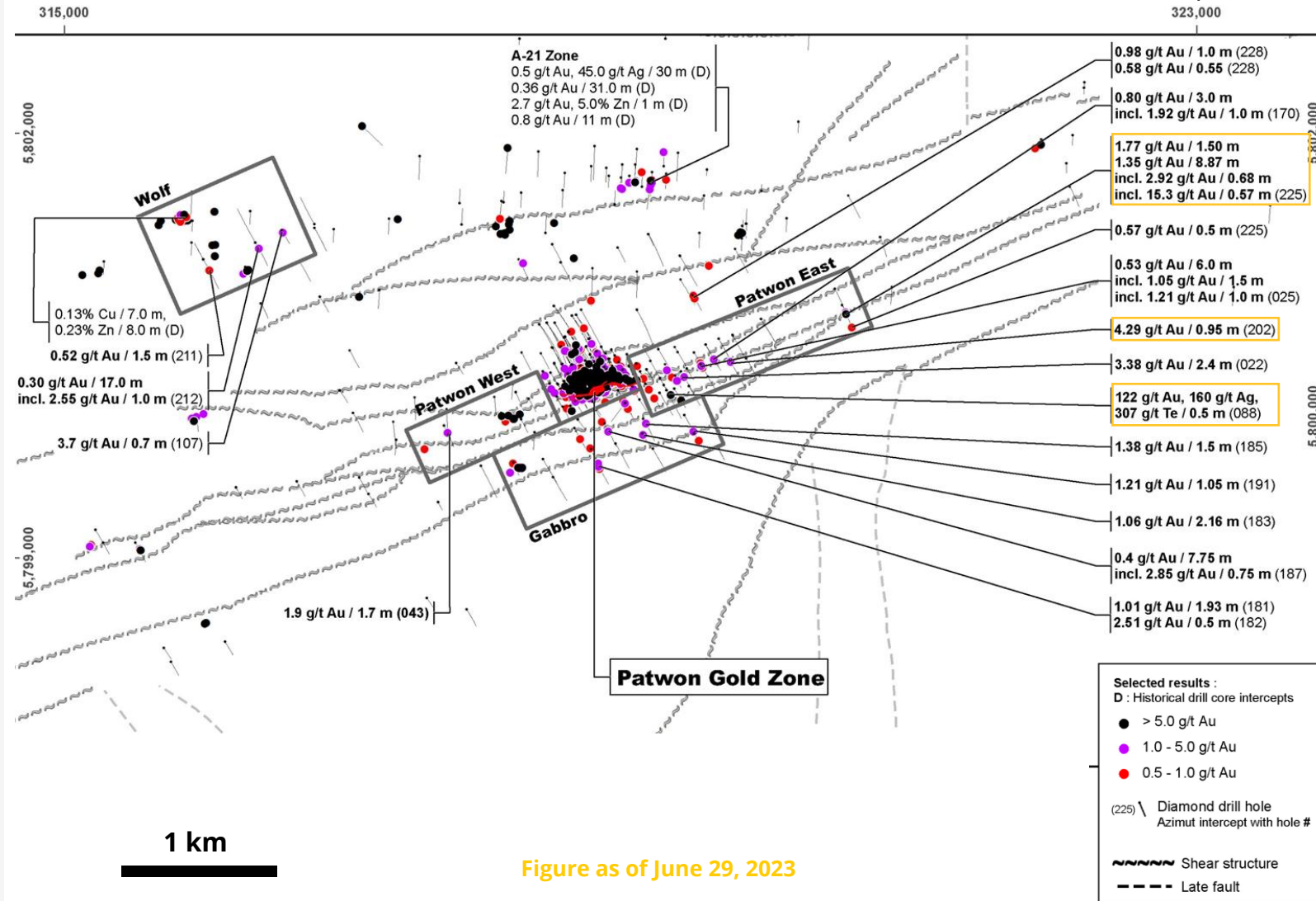
# Camp-Scale Exploration Upside

## REPRODUCING THE PATWON'S SUCCESS

- ▲ Greenstone orogenic deposits rarely occur in isolation
- ▲ 12 priority sectors identified and tested along strike and subparallel to Patwon
- ▲ ~22,000 m in 105 holes
- ▲ **Patwon East, Gabbro Prospect, Patwon West and Wolf Prospect prioritized for follow-up drilling in fall 2023**
- ▲ Property remains largely under explored, with evidences of an extensive shear-related gold bearing system

# Elmer - Priority Corridor

## Identified Prospects



# Patwon Gold Zone

## A UNIQUE SET OF POSITIVE CHARACTERISTICS

### Geometric Continuity

Outstanding geometric continuity from surface and down to 860 m

### Wide Mineralized Envelope

Wide mineralized envelope (>2 g/t Au) including consistent high-grade zones (>5 g/t Au)

### Excellent Gold Recoveries

Excellent gold recoveries (up to 94%)

### Exploration Upside

Mineralization remains open at depth and along strike

### Open Pit and Underground

Potential for combined open pit and bulk underground mining

### No Structural Complexity

No structural complexity, no folding, no cross-cutting dykes

### Accessible Infrastructure

Good access to infrastructure (roads and powerlines)

### Leading Jurisdiction

Quebec is a leading jurisdiction for mining projects



# Other Exploration Activities



Wapatik – 2022 Drill Program

# Exploration Partnerships

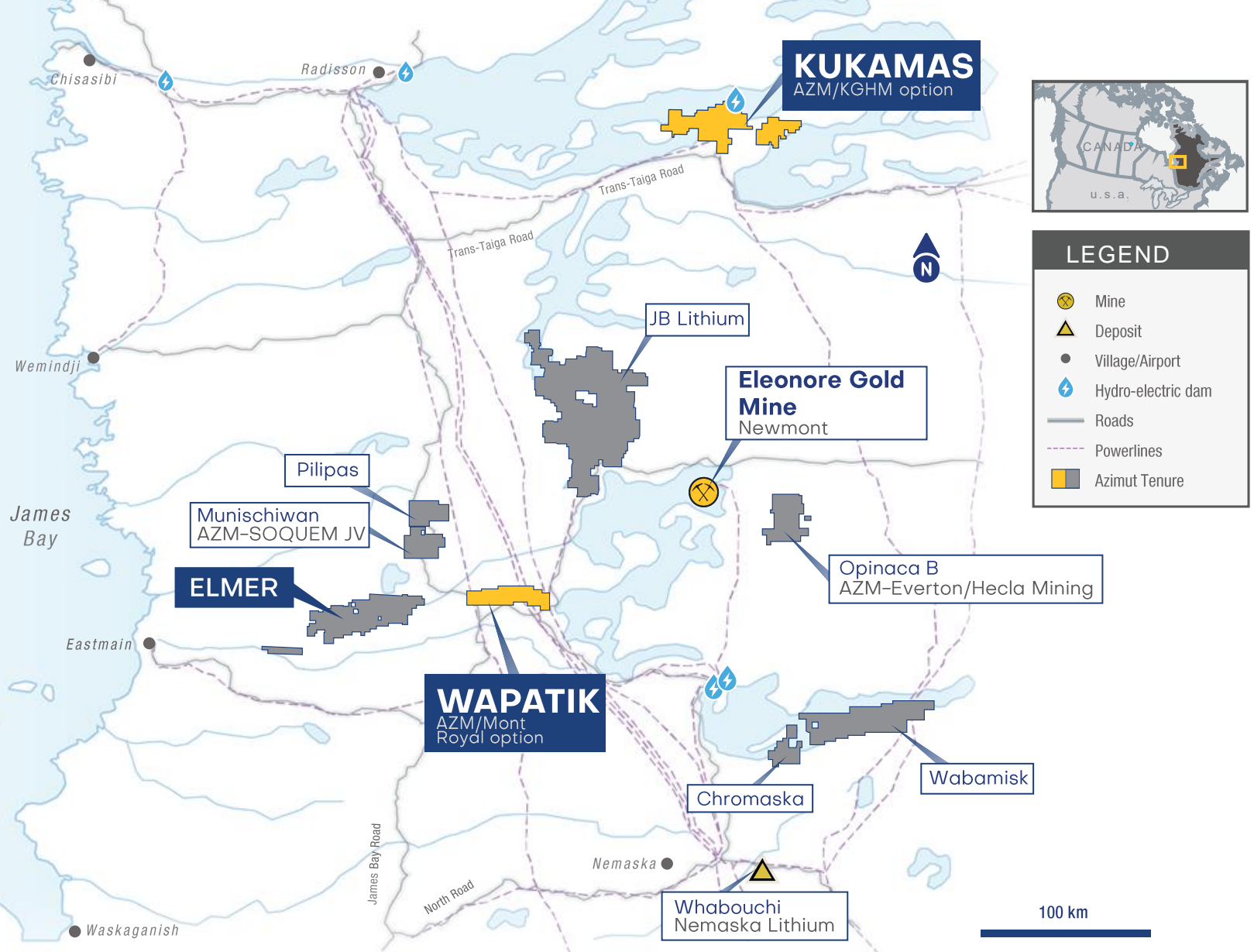
## LEVERAGING TWO ACTIVE PARTNERSHIPS

### Wapatik Nickel/Copper Project

- ▲ A Ni-Cu discovery – **2.68% Ni, 1.30% Cu, 0.09% Co** over 3.30 m
- ▲ Option to **Mont Royal Resources**
  - ▲ \$4M in expenditures for initial 50%
  - ▲ \$3M in expenditures + PEA for 70%

### Kukamas Copper/Gold Project

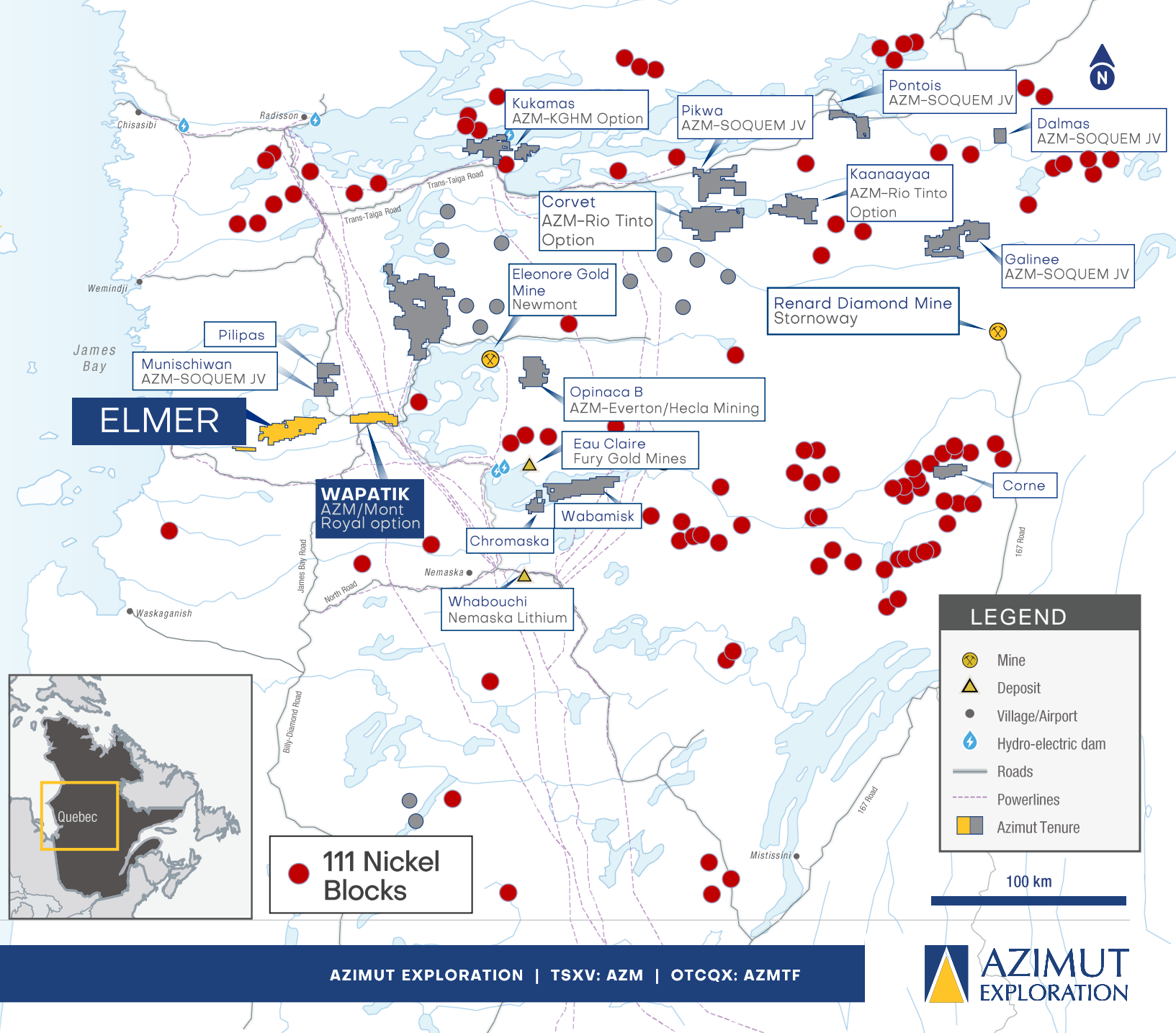
- ▲ One of the strongest Cu-Au footprints in lake bottom sediments in the James Bay region
- ▲ Option to **KGHM International**
  - ▲ \$5M in expenditures for initial 50%
  - ▲ \$4.2M in expenditures + PEA for 70%



# A Unique Nickel Portfolio

## STRATEGIC AND PROSPECTIVE PORTFOLIO

- ▲ Km-scale mafic to ultramafic intrusions represent underexplored target type in the James Bay Region
- ▲ Defined by advanced processing of regional-scale data (AZtechMine™)
- ▲ Targets with **nickel, copper, cobalt,** and **PGE** potential
- ▲ Energy transition provides long-term support for these commodities



# Summary

MINIMUM \$10M EXPLORATION BUDGET FOR 2023-2024, incl. \$6M PARTNER-FUNDED

## Elmer Gold Project

### Patwon Gold Zone

- ▲ Maiden resource estimate

### Elmer Camp Scale Exploration

- ▲ Well defined surrounding targets

## Active Partnerships

### Lithium: Prospecting & Drilling

- ▲ Galinée: 5,000m program
- ▲ Pikwa / Pontois
- ▲ Corvet / Kaanaayaa
- ▲ Wapatik

### Copper-Gold: Prospecting

- ▲ Kukamas

## Strong Project Pipeline

### JB Lithium

### JB Nickel

- ▲ Major positioning for critical metals



**Thank you!**

**Merci!**

ᐱᐃᐅᐅᐅ

ᐱᐃᐅᐅᐅ

Contact information

**Jean-Marc Lulin**

President and CEO

+1 (450) 646-3015

[info@azimut-exploration.com](mailto:info@azimut-exploration.com)

**Jonathan Rosset**

VP Corporate Development

+1 (604) 202-7531

[jrosset@azimut-exploration.com](mailto:jrosset@azimut-exploration.com)



[azimut-exploration.com](http://azimut-exploration.com)

TSXV: AZM

OTCQX: AZMTF